



END OF CONDUIT GLANDS

Product

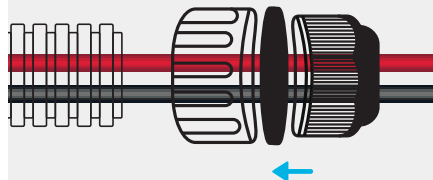
INSTALL STEPS



1. INSERT CABLES THROUGH GLAND



2. PUSH GLAND ONTO CONDUIT



3. TIGHTEN GLAND AND CONDUIT HEADS

