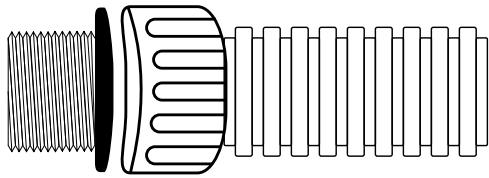
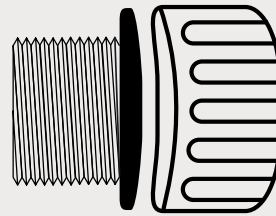


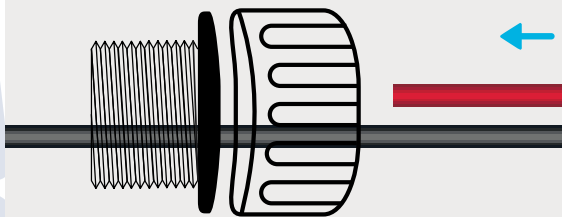
INSTALL STEPS



1. THREAD FITTING INTO
ENCLOSURE OR USE
LOCKING NUT



2. INSERT CABLES THROUGH
FITTING



3. PUSH IN CONDUIT
AND TIGHTEN

